

# Hi-MO 5

(G2)

## LR5-72HBD 535~555M

- Based on M10 wafer, best choice for ultra-large power plants
- Advanced module technology delivers superior module efficiency
  - M10 Gallium-doped Wafer
  - Smart Soldering
  - 9-busbar Half-cut Cell
- Globally validated bifacial energy yield
- High module quality ensures long-term reliability

12

12-year Warranty for  
Materials and Processing

30

30-year Warranty for Extra  
Linear Power Output

### Complete System and Product Certifications

IEC 61215, IEC 61730, UL 61730

ISO9001:2015: ISO Quality Management System

ISO14001: 2015: ISO Environment Management System

ISO45001: 2018: Occupational Health and Safety

IEC62941: Guideline for module design qualification and type approval

**LONGI**



**21.5%**  
MAX MODULE  
EFFICIENCY

**0~3%**  
POWER  
TOLERANCE

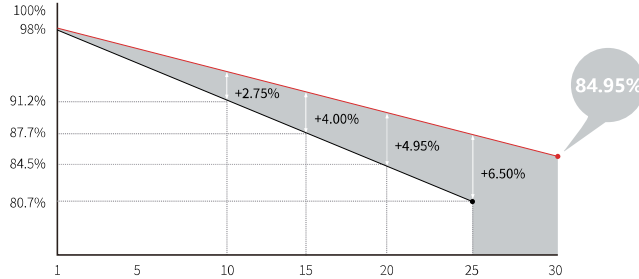
**<2%**  
FIRST YEAR  
POWER DEGRADATION

**0.45%**  
YEAR 2-30  
POWER DEGRADATION

**HALF-CELL**  
Lower operating temperature

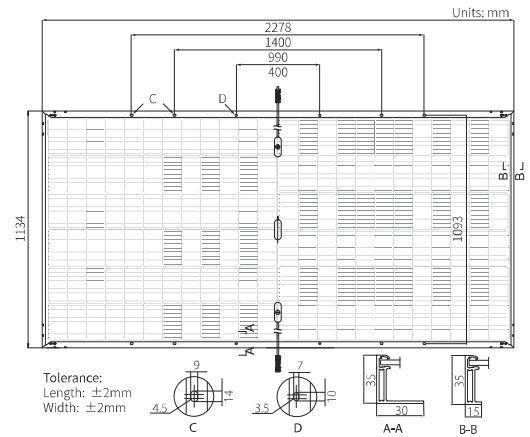

## Additional Value

### 30-Year Power Warranty



## Mechanical Parameters

Cell Orientation	144 (6×24)
Junction Box	IP68, three diodes
Output Cable	4mm <sup>2</sup> , +400, -200mm length can be customized
Connector	LONGi LR5 or MC4 EVO2
Glass	Dual glass, 2.0+2.0mm heat strengthened glass
Frame	Anodized aluminum alloy frame
Weight	32.6kg
Dimension	2278×1134×35mm
Packaging	31pcs per pallet / 155pcs per 20' GP / 620pcs per 40' HC



## Electrical Characteristics

STC : AM1.5 1000W/m<sup>2</sup> 25°C NOCT : AM1.5 800W/m<sup>2</sup> 20°C 1m/s Test uncertainty for Pmax: ±3%

Module Type	LR5-72HBD-535M		LR5-72HBD-540M		LR5-72HBD-545M		LR5-72HBD-550M		LR5-72HBD-555M	
	STC	NOCT	STC	NOCT	STC	NOCT	STC	NOCT	STC	NOCT
Maximum Power (Pmax/W)	535	399.9	540	403.6	545	407.4	550	411.1	555	414.8
Open Circuit Voltage (Voc/V)	49.35	46.40	49.50	46.54	49.65	46.68	49.80	46.82	49.95	46.97
Short Circuit Current (Isc/A)	13.78	11.12	13.85	11.17	13.92	11.23	13.99	11.29	14.05	11.34
Voltage at Maximum Power (Vmp/V)	41.50	38.72	41.65	38.86	41.80	39.00	41.95	39.14	42.10	39.28
Current at Maximum Power (Imp/A)	12.90	10.33	12.97	10.39	13.04	10.45	13.12	10.51	13.19	10.56
Module Efficiency(%)	20.7		20.9		21.1		21.3		21.5	

## Electrical characteristics with different rear side power gain (reference to 545W front)

Pmax /W	Voc/V	Isc /A	Vmp/V	Imp /A	Pmax gain
572	49.65	14.61	41.80	13.69	5%
600	49.65	15.31	41.80	14.34	10%
627	49.75	16.00	41.90	14.99	15%
654	49.75	16.70	41.90	15.65	20%
681	49.75	17.39	41.90	16.30	25%

## Operating Parameters

Operational Temperature	-40°C ~ +85°C
Power Output Tolerance	0 ~ 3%
Voc and Isc Tolerance	±3%
Maximum System Voltage	DC1500V (IEC/UL)
Maximum Series Fuse Rating	30A
Nominal Operating Cell Temperature	45±2°C
Protection Class	Class II
Bifaciality	70±5%
Fire Rating	UL type 29 IEC Class C

## Mechanical Loading

Front Side Maximum Static Loading	5400Pa
Rear Side Maximum Static Loading	2400Pa
Hailstone Test	25mm Hailstone at the speed of 23m/s

## Temperature Ratings (STC)

Temperature Coefficient of Isc	+0.050%/°C
Temperature Coefficient of Voc	-0.265%/°C
Temperature Coefficient of Pmax	-0.340%/°C